

2020 University Circle Employee Transportation Survey Results

University Circle Employee Transportation Survey

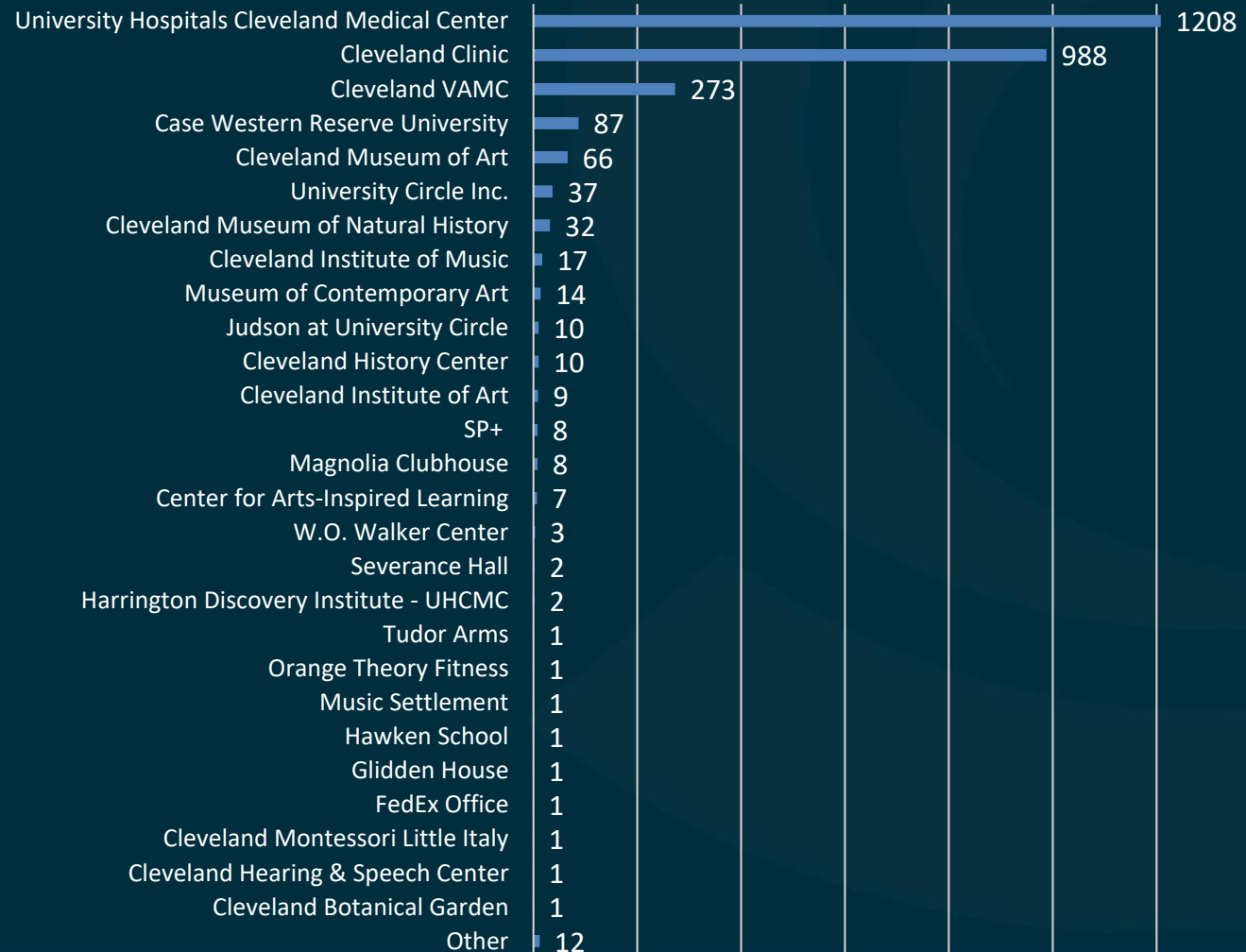
- Electronic survey distributed by the Sustainable Transportation Advisory Committees to employees in University Circle.
- 20 questions.
- Partnered with Cleveland 2030 District.
- Paper copies of the survey were also made available.
- Survey open from October 19th to end of November.

Survey Results

- 2,802* total responses
- 306 paper responses from front line employees
 - 78 from UH
 - 219 from Cleveland Clinic
 - 9 from Judson

*Partial CWRU employee data

Responses by Workplace



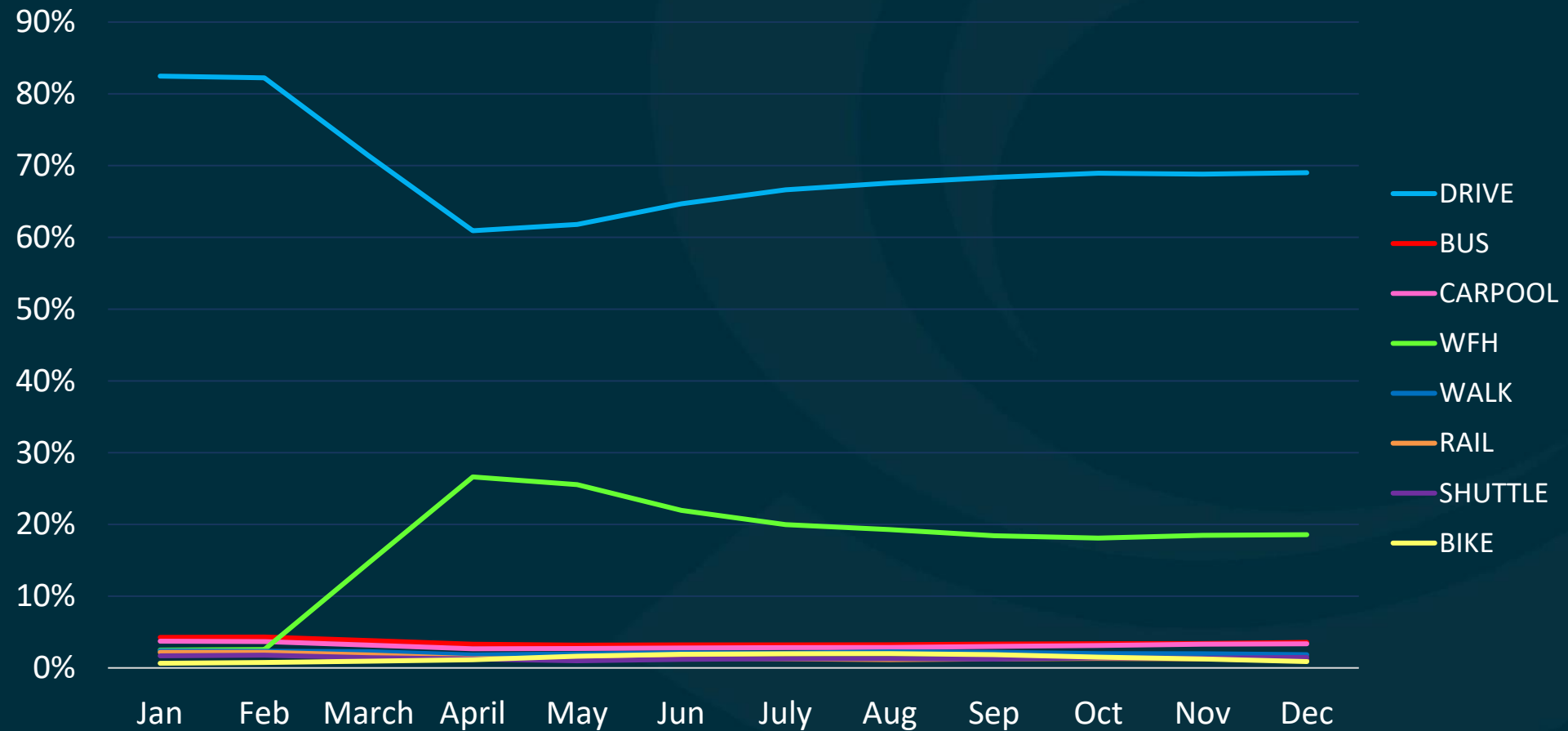
N = 2802

2020 Mode Split by Month

	Jan	Feb	Mar	April	May	Jun	July	Aug	Sep	Oct	Nov	Dec
DRIVE ALONE	82%	82%	71%	61%	62%	65%	67%	68%	68%	69%	69%	69%
BUS	4%	4%	4%	3%	3%	3%	3%	3%	3%	3%	3%	4%
CARPOOL	4%	4%	3%	3%	3%	3%	3%	3%	3%	3%	3%	3%
WORK FROM HOME	2%	3%	15%	27%	26%	22%	20%	19%	18%	18%	18%	19%
WALK	2%	2%	2%	2%	2%	2%	2%	2%	2%	2%	2%	2%
RAIL	2%	2%	2%	1%	1%	1%	1%	1%	1%	1%	1%	1%
SHUTTLE	2%	2%	1%	1%	1%	1%	1%	1%	1%	1%	1%	1%
BIKE	1%	1%	1%	1%	2%	2%	2%	2%	2%	1%	1%	1%
FURLOUGH	0%	0%	1%	1%	1%	1%	1%	0%	0%	0%	0%	0%

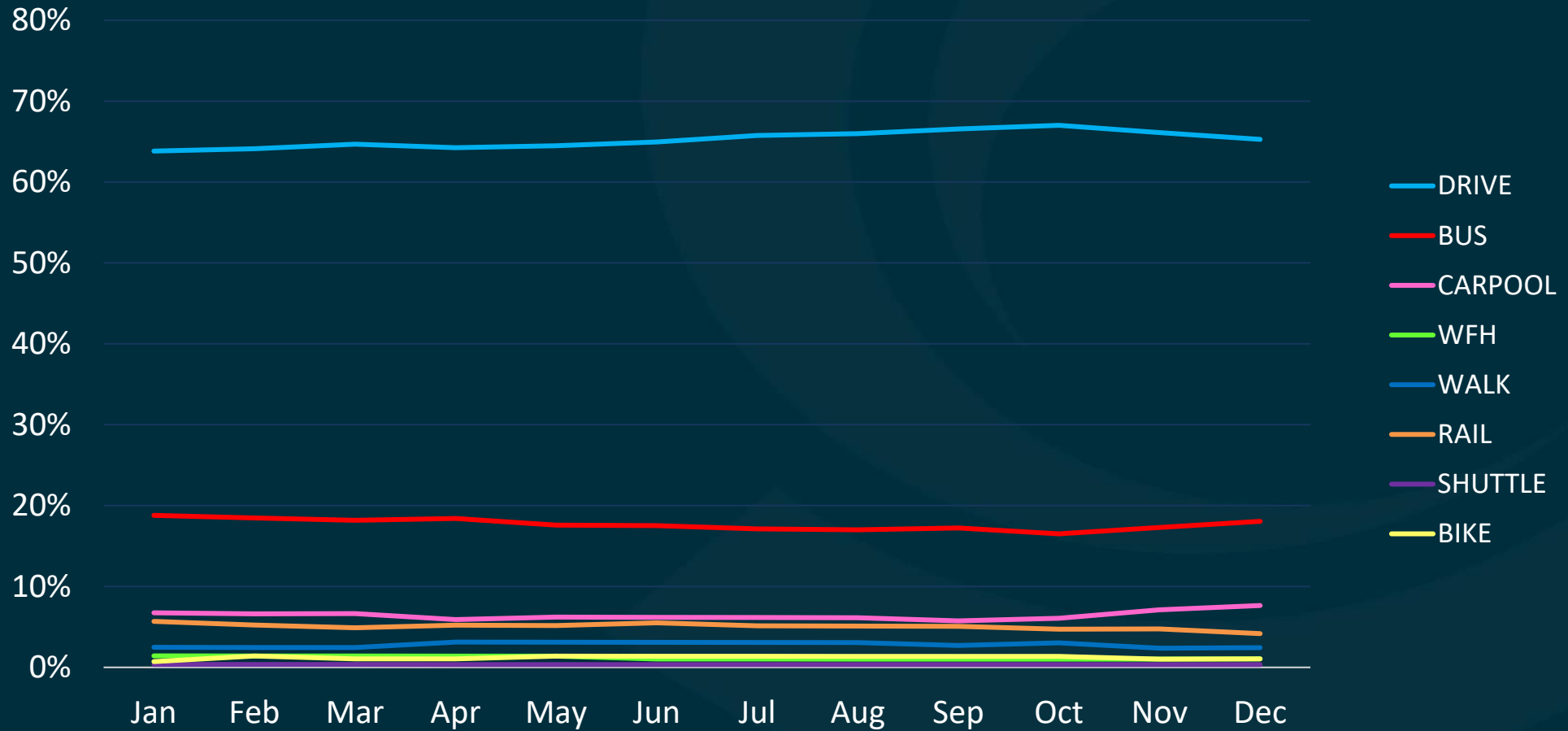
N = 2802

2020 University Circle Commuter Mode Split – All Responses



N = 2802

2020 University Circle Commuter Mode Split – Paper Responses



N = 306

Do you have a car available to you for your commute to work?

	Electronic	Paper
No, never	2%	15%
Sometimes	4%	11%
Yes, always	95%	74%

Home Zip Code

Top 5 Home Zip Codes of Survey Respondents

Electronic Respondents

44118	Cleveland Heights, Shaker Heights, University Heights
44106	University Circle, Cleveland Heights
44107	Lakewood
44124	Mayfield Heights, Pepper Pike, Lyndhurst
44122	Shaker Heights, Beachwood

Paper Respondents

44120	Shaker Square, Buckeye Shaker, Shaker Heights
44105	Garfield Heights, Slavic Village, Union Miles
44108	Glenville, Bratenahl
44106	University Circle, Cleveland Heights
44110	Collinwood

Feedback

What could your employer do to improve your transportation situation?

Electronic Respondents

- #1 Allow me to have a flexible schedule to reduce days in the office
- #2 Provide a more flexible parking policy (daily versus monthly rate)
- #3 Allow me to have flexible hours to reduce travel time during rush hour

Paper Respondents

- #1 Provide a more flexible parking policy (daily versus monthly rate)
- #2 Allow me to have flexible hours to reduce travel time during rush hour
- #3 Reduce the cost of commuting on public transit